

# BLADEX AT A GLANCE | FACTSHEET 1Q21

Bladex is the Latin American Trade Finance Bank providing integrated financial solutions across Latin America's foreign trade value chain and supporting the Region's economic integration.

- First Latin American bank to be listed on the NYSE, ticker symbol "BLX", and to be rated investment Grade (both in 1992).
- Class "A" shareholders (Central Banks or designees from 23 LatAm countries) provide substantial support and represent a direct link between the Bank and the governments of Latin America.
- Multinational DNA embedded in its regional presence, ownership structure, business model, management and organizational culture.

## Business Value Proposition

DEEP KNOWLEDGE OF LATIN AMERICA	CORE COMPETENCY IN TRADE FINANCE	SUPPORT OF INVESTMENTS AND REGIONAL INTEGRATION	EFFICIENT MEASUREMENT AND MANAGEMENT
<ul style="list-style-type: none"> <li>• In-depth knowledge of Latin America's local markets, jurisdictions and industry sectors</li> <li>• Investment grade profile with strong and unique shareholding structure involving 23 Latin American governments</li> <li>• Vast correspondent banking network throughout Latin America and other regions of the world</li> <li>• Regional integrator, within Latin America and with the world's largest markets</li> </ul>	<ul style="list-style-type: none"> <li>• Deep knowledge of Trade Finance with 40 years of remarkable success</li> <li>• Uniquely qualified staff with strong product expertise in: trade value chain, cross-border finance, supply-side &amp; distribution, both intra-regional and inter-regional</li> </ul>	<ul style="list-style-type: none"> <li>• Strategically positioned to capture growth opportunities, and trade flow dynamics in our support of investments and regional integration</li> <li>• Single point of contact</li> <li>• Client specific solutions</li> <li>• Long-term relationship</li> </ul>	<ul style="list-style-type: none"> <li>• World-class standards in Corporate Governance, focused on Enterprise-Wide Risk Management</li> <li>• Client-focused efficient organizational structure</li> </ul>

## Business Products & Services Offer

Bladex's products and services are categorized into three main areas: i) Financial Intermediation, ii) Structuring and Syndications and iii) Treasury.

### Financial Intermediation:

- ✓ Trade: Foreign trade products – short and medium term instruments that help drive the cross-border activity of corporations
- ✓ Working Capital: Structured Credit and lending facilities for short and medium-term financing of supply chain, materials & equipment and inventories, across a wide range of activity sectors

### Syndication and Structuring:

- ✓ Financial solutions designed to meet clients' needs
- ✓ Provides access to structured funding for a wide base of financial institutions and corporations in Latin America

### Treasury:

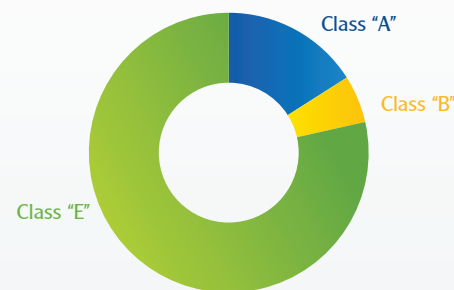
- ✓ Debt capital market and deposit products for investment and cash flow optimization
- ✓ Treasury services

## Multinational Organization

Unique ownership structure combines strong support with world class corporate governance

### Shareholder Composition

As of March 31, 2021



16%

Central Banks or designees from 23 LatAm countries<sup>(1)</sup>

5%

LatAm international-Banks and Financial Institutions

79%

Public Float (NYSE listed)

<sup>(1)</sup> Enjoy super-majority rights related to changes in the Bank's Articles of Incorporation

## Regional Presence

The Bank operates in over 23 jurisdictions and supports the expansion and servicing of its client base of financial institutions and corporations across the Americas with its expertise and solid credit ratings



▶ Main Office  
 ▶ Representative Offices  
 ▶ Agency  
 ▶ Representative License

## Credit Ratings

Moody's	S&P	Fitch
P-2 Short-Term	A-2 Short-Term	F3 Short-Term
Baa2 Long-Term	BBB Long-Term	BBB Long-Term
Stable Outlook	Stable Outlook	Negative Outlook

## Financial Information Highlights

(In US\$ million, except percentages and per share amounts)	2016	2017	2018	2019	2020	1Q21
<b>Selected Profit or Loss Data:</b>						
Net Interest Income	155.2	119.8	109.7	109.5	92.4	18.9
Fees and commissions, net	14.3	17.5	17.2	15.6	10.4	3.0
Gain (loss) on financial instruments, net	(2.9)	(0.7)	(1.0)	(1.4)	(4.8)	(0.1)
Other income, net	1.4	1.7	1.7	2.9	1.1	0.1
Total revenues	168.0	138.3	127.6	126.7	99.2	22.0
Provision (reversal) for credit losses	(35.1)	(9.4)	(57.5)	(0.4)	1.5	0.0
Loss (gain) on non-financial assets, net	-	-	(10.0)	0.5	0.3	-
Operating expenses	(45.8)	(46.9)	(48.9)	(40.7)	(37.3)	(9.1)
Profit for the year	87.0	82.0	11.1	86.1	63.6	12.8
<b>Selected Financial Position Data</b>						
Liquidity	1,008	619	1,706	1,160	1,048	992
Loan Portfolio	6,021	5,506	5,778	5,893	4,911	5,063
Total Assets	7,181	6,268	7,609	7,250	6,289	6,375
Deposits	2,803	2,929	2,971	2,888	3,139	3,186
Repos, borrowings and debt, net	3,247	2,212	3,558	3,179	1,996	2,026
Total Equity	1,011	1,043	994	1,016	1,038	1,037
<b>Selected Financial Ratios</b>						
Return on Average Assets (ROAA)	1.2%	1.3%	0.2%	1.4%	1.0%	0.8%
Return on Average Equity (ROAE)	8.8%	8.0%	1.1%	8.6%	6.2%	5.0%
Net Interest Margin (NIM)	2.08%	1.85%	1.71%	1.74%	1.41%	1.24%
Net Interest Spread ("NIS")	1.84%	1.48%	1.21%	1.19%	1.13%	1.04%
Tier 1 Capital Ratio (Basel III)	17.9%	21.1%	18.1%	19.8%	26.0%	26.3%
Efficiency Ratio	27%	34%	38%	32%	38%	42%
Credit-impaired loans to Loan Portfolio	1.09%	1.07%	1.12%	1.05%	0.22%	0.21%
Credit-impaired coverage (x times)	1.7	1.5	1.6	1.7	4.2	4.2
Total allowance for losses to Credit Portfolio (%)	1.71%	1.45%	1.63%	1.56%	0.75%	0.73%
<b>Shares and Market Capitalization</b>						
Number of shares outstanding (thousand)	39,160	39,429	39,539	39,602	39,678	39,703
Share price (as of period end)	29.44	26.90	17.30	21.38	15.83	15.13
Market capitalization	1,153	1,061	684	847	628	601
Earnings per share (EPS)	2.23	2.09	0.28	2.17	1.60	0.32
Book value per share (BVPS)	25.83	26.45	25.13	25.66	26.16	26.11
Annualized return / Average price per share	5.9%	5.5%	6.4%	7.6%	7.1%	6.4%
Pay-Out Ratio: Paid Dividend / EPS	69%	74%	547%	71%	71%	77%
Price to EPS (times)	13.2	12.9	61.4	9.8	9.9	10.3
Price to BVPS (times)	1.1	1.0	0.7	0.8	0.6	0.6

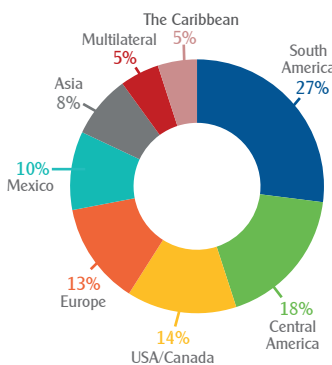
The consolidated financial information has been prepared in accordance with International Financial Reporting Standards (IFRS) as issued by the International Accounting Standards Board ("IASB").  
"n.m." means not meaningful.

## Diversified Funding Structure

Bladex has broad access to funding in highly liquid markets with ample diversification of funding sources through deposits, bi-lateral agreements, private placements, syndications and bond issuances

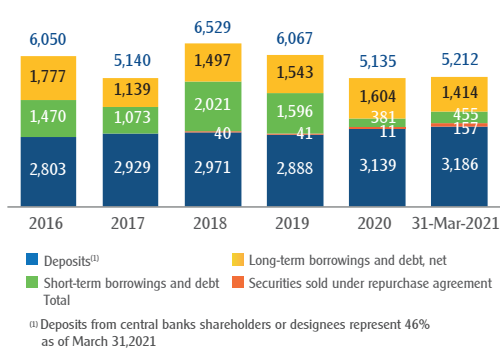
### Funding Sources by Geographic Market

As of March 31, 2021



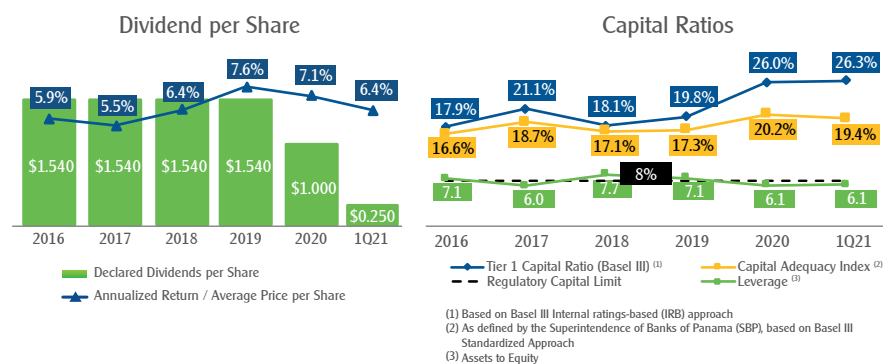
### Funding Sources by Type

US\$ million, End of period balances



## Solid Capitalization with Attractive Dividends

Bladex pays dividends according to its profit evolution, while always maintaining conservative capitalization and leverage levels



## Commercial Portfolio Evolution

The Commercial Portfolio of loans, acceptances, loan commitments and financial guarantee contracts represents Bladex's core business. The portfolio is diversified throughout the Region across many industry sectors and client segments.

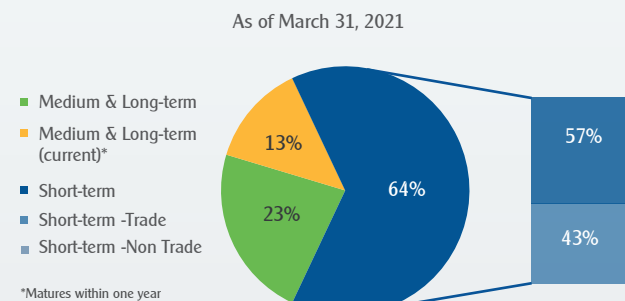
### Commercial Portfolio

EoP balances, US\$ million



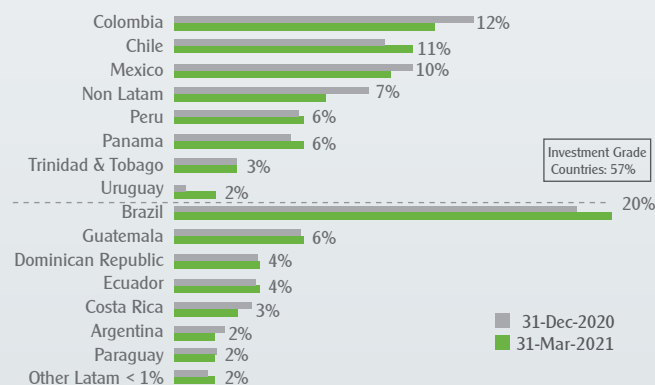
### Commercial Portfolio by Tenor and Trade Indicator

As of March 31, 2021



### Commercial Portfolio by Country

As of March 31, 2021



### Commercial Portfolio by Industry

As of March 31, 2021

